



My community.
My choice.

MCE

A local, not-for-profit electricity provider

Presentation Objectives

1. MCE Service Overview
2. Opportunities for Engagement
3. Q&A



How Climate Change Impacts Us All

Rising Temperatures

2020 Extreme Heat Storm

Extreme Weather

Wildfires, sea level rise, drought

Health Impacts

Longer allergen season, higher rates of asthma and Lyme Disease



MCE's MISSION

Address climate change by reducing
energy-related greenhouse gas emissions

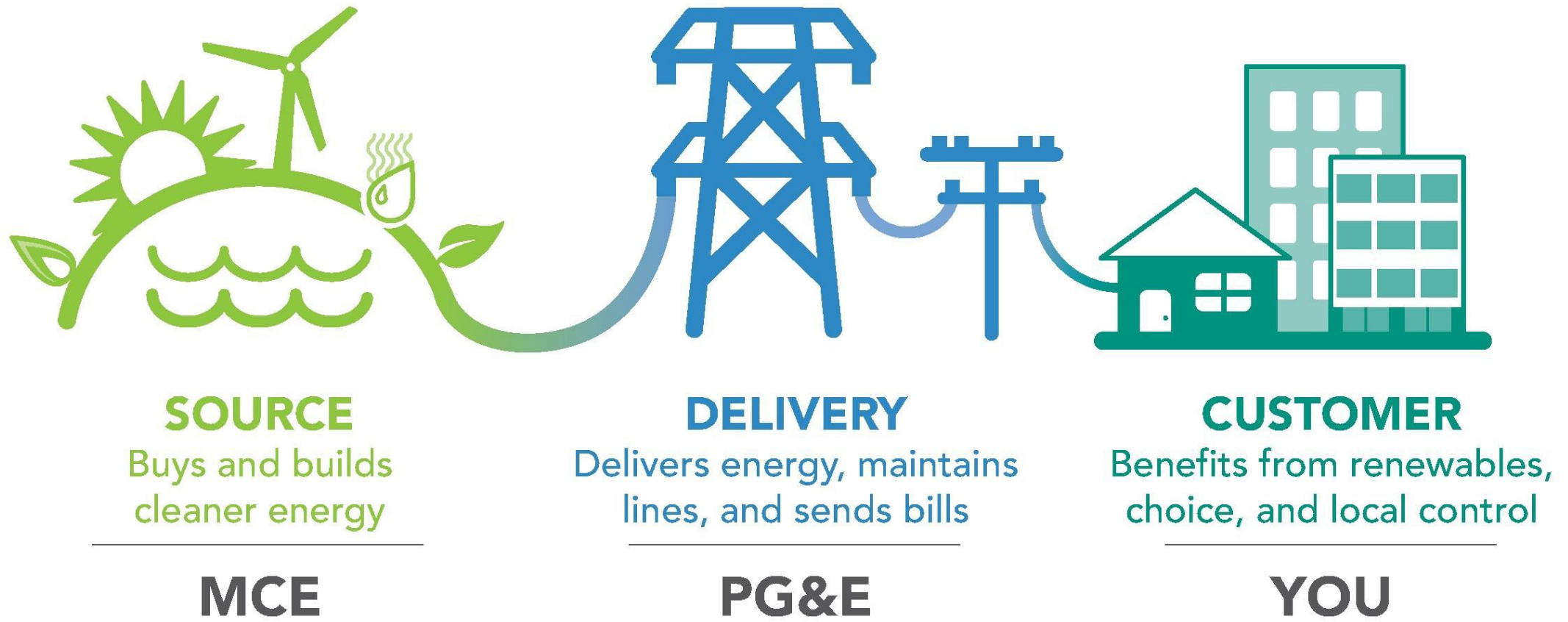
Renewable energy and energy efficiency

Cost-competitive rates

Economic and workforce benefits

More equitable communities

How Electric Service Works



MCE - 36 Member Communities

City of Pinole

**Accounts
Enrolled: 91.6%**
+1%

**Deep Green
Enrollment:
1%**

Contra Costa County

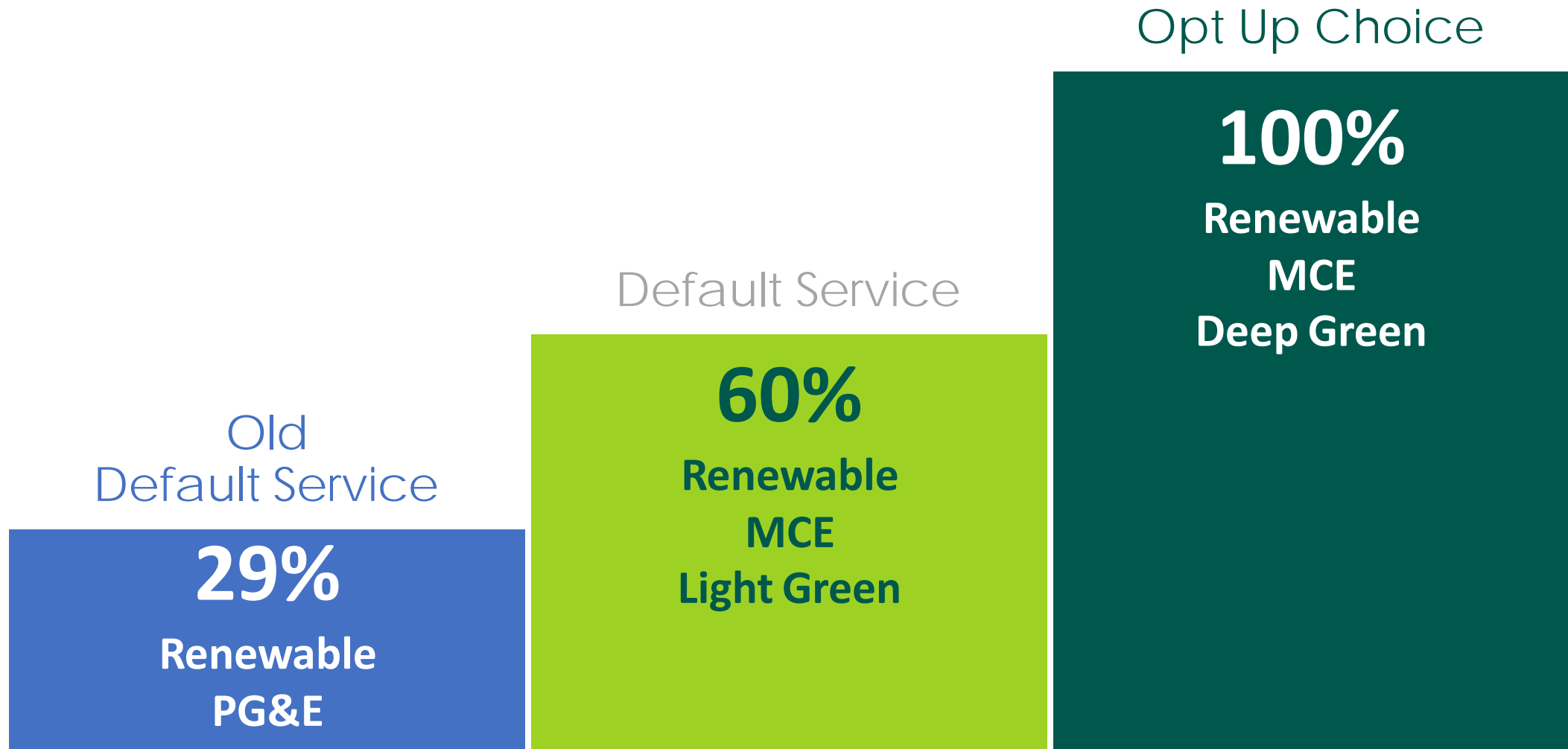
**Accounts
Enrolled: 88.5%**

**Deep Green
Enrollment:
1.6%**



Pinole and MCE: Opportunities to Engage


Choice Is Power



#BecauseOfYouth



Board Director Murphy – MCE Board Meeting 2/18/2021



MCE Youth Engagement April 2021

Transportation Electrification

Multi-Family and Workplace Charging Stations Incentives (\$3,000/port)




Income Qualified Electric Vehicle Incentives (\$3,500)



MCE Energy Storage Program


Dispatchable, fossil-free customer-sited storage provides back-up power and helps shift energy load away from expensive peak periods.

Resilience




Back-up during power shut-offs or other outage events

Bill savings




By reducing demand changes and peak pricing

Lower emissions



Battery aligns with renewable energy sources to reduce carbon emissions

Contribute locally



Participation supports a healthy, reliable local grid

MCE's Energy Efficiency Programs

Residential Benefits

No-cost Home Energy Tool Kits,
mailed to you



Businesses Incentives

Rebates and no-cost site
assessments



Workforce, Education & Training

Clean energy career
pathways program



COVID Resources for Pinole Community



- MCE CARES Program
Bill discounts for vulnerable customers + small businesses
- Website resources for COVID Relief
- Discount Programs: CARE, FERA, Medical Baseline

Join the Community Power Coalition

A collective powerhouse of advocates meeting bi-monthly to collaborate on sustainability, environmental justice, and disadvantaged community issues.



www.mcecleanenergy.org/community-power-coalition/



Q & A

Thank You!

Mariela Herrick, Community Development
Manager

MCECleanEnergy.org

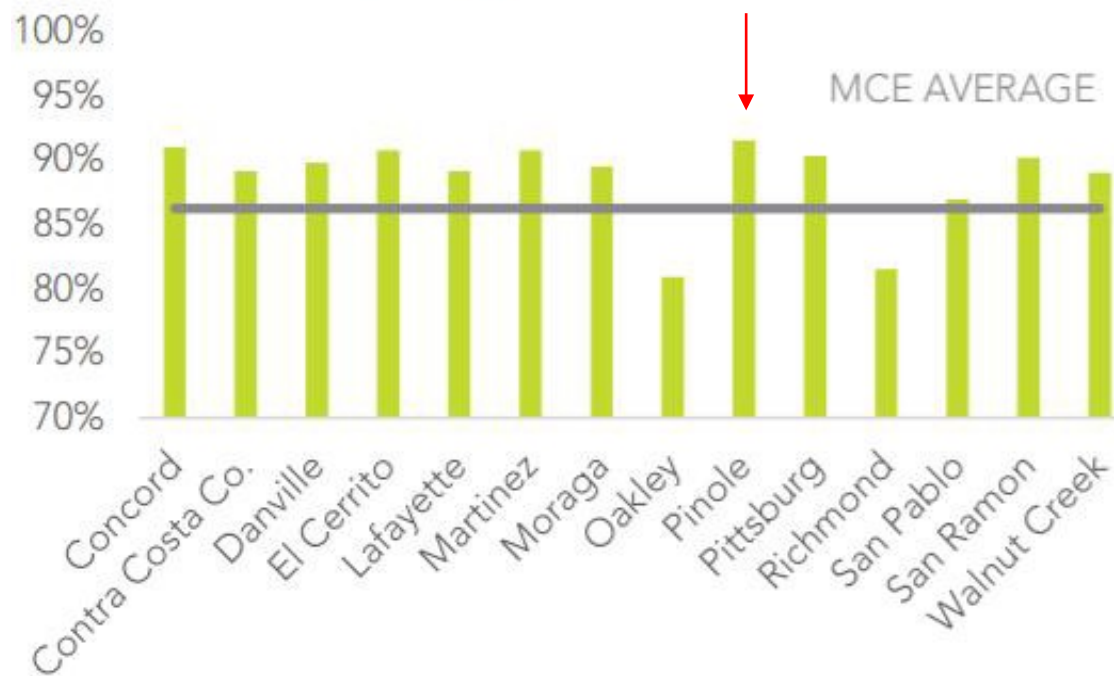
MHerrick@mceCleanEnergy.org



Additional Slides

Contra Costa County Participation Rates

MCE Electric Account Participation Rate by Community



MCE Deep Green Account Participation Rate by Community



2019 Electricity Content

	PG&E	MCE Light Green	MCE Deep Green
Renewable (%)	29%	60%	100%
Bioenergy	3	2	0
Geothermal	2	3	0
Small Hydro	2	6	0
Solar	12	20	50
Wind	9	29	50
Large Hydro	27	29	0
Natural Gas	0	0	0
Nuclear	44	1	0
Unspecified/Other	0	10	0

Local Renewable Energy Projects

Project	Type	Size
1 San Rafael Airport	FIT	2 MW, rooftop solar
2 Buck Institute	PPA	1 MW, carport solar
3 Cost Plus Plaza	FIT	0.265 MW, rooftop solar
4 Freethy Industrial Park	FIT	2 MW, ground mount solar
5 Cooley Quarry	FIT	1 MW, ground mount solar
6 Redwood Landfill	PPA	3.6 MW, bioenergy plant
7 MCE Solar One	PPA	10.5 MW, ground mount solar
8 Oakley RV Boat Storage	FIT	1 MW, carport solar
9 EO Products	FIT	0.06 MW, rooftop solar
10 MCE Solar Charge	PPA	0.08 MW, carport solar
11 CMSA	FIT	0.75 MW, bioenergy plant
12 American Canyon Solar	FIT	3 MW, ground mount solar
13 Silveira Ranch	FIT	3 MW, ground mount solar
14 Soscol Ferry	FIT	2 MW, ground mount solar
15 Lake Herman Solar	FIT+	5 MW, ground mount solar

